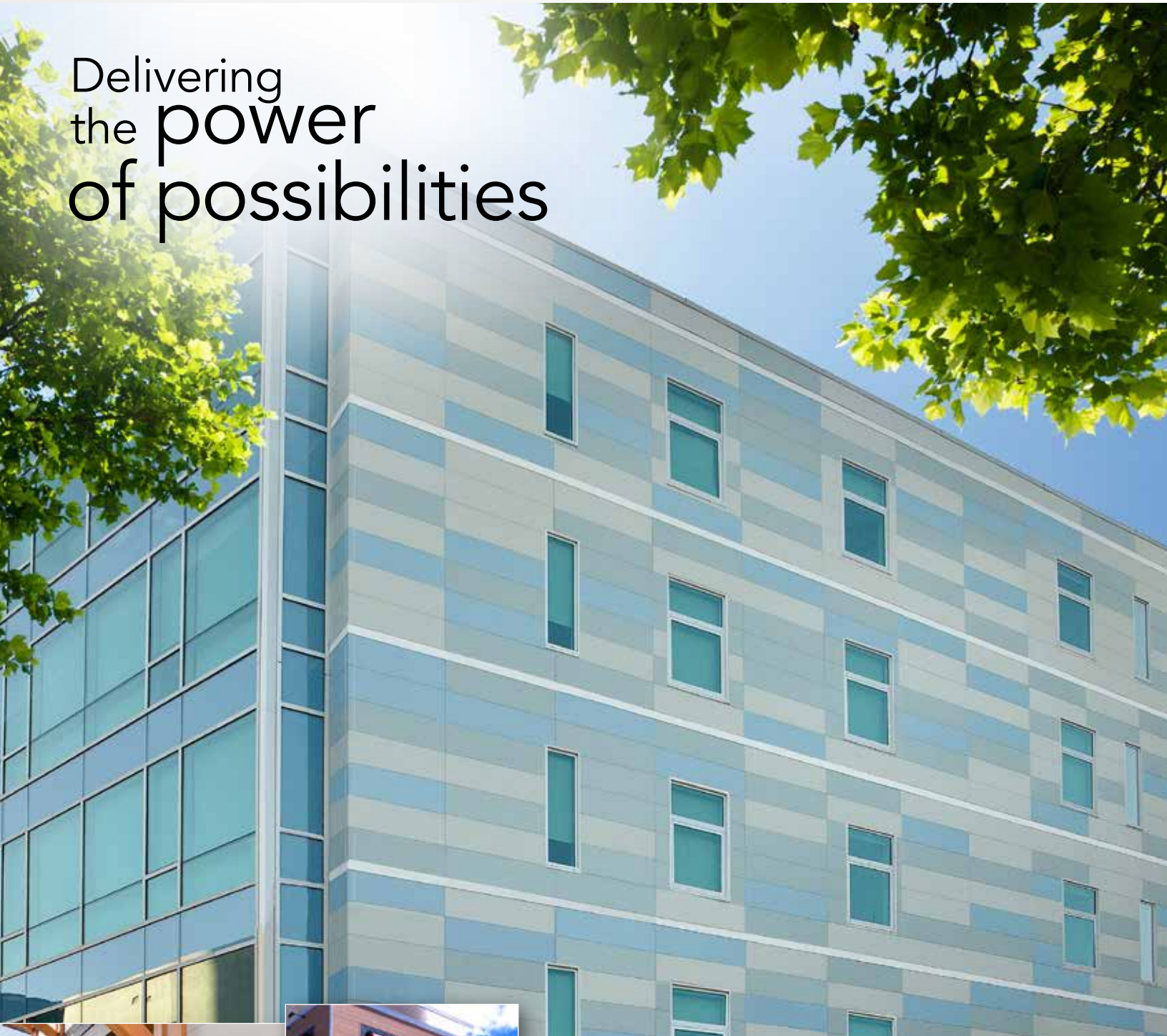


Delivering
the **power**
of possibilities



the power of possibilities™

We're looking forward



At Nichiha we think the future is bright

Every day more and more people are discovering the beauty and the performance of Nichiha's fiber cement **Architectural Wall Panels**. Once you've seen or used a Nichiha product, you'll be looking for ways to use it again.

Your projects come in all shapes, markets and styles... at Nichiha we make an attractive fiber cement cladding solution for most of them. Our products help you capture the look of metal, block, stone, sandstone, brick and cedar in considerably less time and at a fraction of the cost. Our ever-expanding offering of textures and finishes takes buildings of all kinds to new and unexpected places.

6

Illumination Series Panels

8

ArchitecturalBlock™ Panels

10

KuraStone™ Panels

13

VintageWood™ Panels

13

EmpireBlock™ Panels

14

SandStone™ II Panels

16

Brick Panels

18


FieldStone™/QuarryStone™ Panels

20

Accessories and Installation

22

Metal Trim



The look you're after the performance we insist on



Nichiha fiber cement has range unlike any other

Thanks to our state-of-the art technology, we can help you achieve the look of stone, concrete, brick or metal. Nichiha products also come in a wide range of textures and finishes to give you the look you're after.

Regardless of what kind of look you're envisioning, Nichiha **Architectural Wall Panels** all perform to the same high standards.

No rotting - No warping - No pest concerns - No delamination



Sustainability comes naturally

Nichiha fiber cement products are by their very nature essentially green products. Comprised mostly of wood pulp and fly ash, our products divert waste from landfills and put it to practical use. Sustainability, however, goes far beyond ingredients. Nichiha has a long history of conserving resources and employing manufacturing best practices that make as much sense for our planet as they do for our customers.

Recycled content in our products also creates an opportunity for LEED™ projects to accrue more points. LEED™ points are available under Materials and Resources Credit 4, as well as IEQ4.6 under LEED™ for Schools.

It's not what you think, it's Illumination Series

Some people see metal, others see masonry...
all we see is stunning



Nichiha's Illumination Series delivers sleek sophistication with ease

Sleek, bold, vibrant. These are the words industry professionals are using to describe Nichiha's **Illumination Series** line of fiber cement panels. Its smooth satin finish, easy installation and virtually limitless color pallet give you a degree of design freedom that most cladding products simply can't match, at a price your budget can always accommodate. Delivering sleek sophistication comes naturally for the Illumination Series. But don't let the pretty face fool you; there's more than meets the eye. Its fiber cement construction is backed by Nichiha's 50-year warranty. And when compared to traditional aluminum composite and phenolic panels, it delivers significantly more bang for far fewer bucks. Illumination Series panels add a splash of color and style to a wide array of projects:

Schools - Healthcare - Retail - Hospitality - National franchises



Adding color and style to your projects has never been easier. Nichiha's **Color Xpressions** System for **Illumination Series** panels opens up a nearly limitless world of possibilities, backed by a 15-year color finish warranty.*

*See Nichiha warranties for detailed information on terms, conditions and limitations.

ILLUMINATION SERIES

PROFILE	LARGE 18" x 6' WITHOUT SCORE SMALL 18" x 6' WITH SCORE
DIMENSIONS (NOM. FT. ~ ACTUAL MM)	18" [H] x 6' [L] (455MM [H] x 1,818MM [L])
THICKNESS (NOM. IN. ~ ACTUAL MM)	5/8 (16MM)
WEIGHT (LBS. PER PANEL)	37.9
WEIGHT (LBS. PER SQ. FT.)	4.2
EXPOSED COVERAGE (SQ. FT. PER PANEL)	9
PACKAGING (PIECES PER PACK)	2 [18 SQ. FT.]

The look you envisioned...
the **Performance** you hoped for

When you're looking for clean lines...
take a look at ArchitecturalBlock



Contemporary good looks, space-age performance

The clean, linear look of Nichiha ArchitecturalBlock™ is a versatile choice for commercial and residential projects alike. Its cool modern tones and subtle seams are the perfect partner for gleaming glass, stainless steel or even a splash of neon. ArchitecturalBlock is a handsome, durable and cost effective solution. The ease of installation and wide variety of corner options make it as popular with contractors as it is with clients.



ArchitecturalBlock is also available with an optional score in the middle of the panel. The distinctive deep score mark gives the impression of 3-ft panels for decidedly different appearance from the standard panel.

ARCHITECTURALBLOCK™ SERIES

LARGE AND SMALL



GRAY



MOCHA



TUSCAN

ARCHITECTURALBLOCK™ SERIES

PROFILE	LARGE 18" x 6' WITHOUT SCORE SMALL 18" x 6' WITH SCORE
DIMENSIONS (NOM. FT. ~ ACTUAL MM)	18" [H] x 6' [L] (455MM [H] x 1,818MM [L])
THICKNESS (NOM. IN. ~ ACTUAL MM)	5/8 (16MM)
WEIGHT (LBS. PER PANEL)	37.9
WEIGHT (LBS. PER SQ. FT.)	4.2
EXPOSED COVERAGE (SQ. FT. PER PANEL)	9
PACKAGING (PIECES PER PACK)	2 [18 SQ. FT.]

*TEXTURE VARIES BY COLOR SELECTION

A cure for the common project

KuraStone adds the look of stacked stone – without piling on cost



Achieving the look of stacked stone is now easier than ever


Nichiha KuraStone™ reduces material costs and simplifies installation for a double-dose of budget help. Its rugged texture and color variation adds interest and charm as an accent or as the main attraction. With three panel sizes per pack, KuraStone™ is a popular adaptable solution both for interior and exterior projects.



STACKEDSTONE



DESERT



MOUNTAIN

LEDGESTONE



BLUFF

STACKEDSTONE CORNER



LEDGESTONE CORNER



STACKEDSTONE BORDER



LEDGESTONE BORDER



SILL-CHISELED¹



GRAY



TAN

STACKEDSTONE AND LEDGESTONE

DIMENSIONS (NOM. IN. ~ ACTUAL MM)	6"[H] x (PACKAGED): 25-5/8"[L], 15-3/8"[L], 10-1/4"[L] (150MM [H] x 650MM [L], 390MM [L], 260MM [L])
THICKNESS (NOM. IN. ~ ACTUAL MM)	1-3/8" (35MM)
WEIGHT (LBS. PER SQ. FT.) - STACKEDSTONE	8.89
WEIGHT (LBS. PER SQ. FT.) - LEDGESTONE	9.21
EXPOSED COVERAGE (SQ. FT. PER PANEL)	1.05 (LARGE), .63 (MEDIUM), .43 (SMALL)
PACKAGING (SQ. FT. PER PACK)	5.3
PACKAGING (PIECES PER PACK)	3 LARGE, 2 MEDIUM, 2 SMALL

STACKEDSTONE AND LEDGESTONE CORNERS

DIMENSIONS (NOM. IN. ~ ACTUAL MM)	6"[H] x 6-1/2"[L] x 13"[L] [FACE] (152.4MM [H] x 165.1MM [L] x 330.2MM [L] [FACE])
THICKNESS (NOM. IN. ~ ACTUAL MM)	1-3/8" (35MM)
WEIGHT (LBS. PER PIECE) - STACKEDSTONE	6.7
WEIGHT (LBS. PER PIECE) - LEDGESTONE	8.5
EXPOSED COVERAGE (NOM. SQ. FT. PER PIECE)	.75
PACKAGING (NOM. SQ. FT. PER PACK)	3
PACKAGING (PIECES PER PACK)	4

STACKEDSTONE AND LEDGESTONE BORDERS

DIMENSIONS (NOM. IN. ~ ACTUAL MM)	LARGE - 6"[H] x 17"[L] (150MM [H] x 430MM [L]) SMALL - 6"[H] x 10-1/4"[L] (150MM [H] x 260MM [L])
THICKNESS (NOM. IN. ~ ACTUAL MM)	1-3/8" (35MM)
WEIGHT (LBS. PER PIECE) - STACKEDSTONE	6.2 (LARGE), 3.9 (SMALL)
WEIGHT (LBS. PER PIECE) - LEDGESTONE	6.2 (LARGE), 4.5 (SMALL)
EXPOSED COVERAGE (SQ. FT. PER PIECE)	.69 (LARGE), .42 (SMALL)
PACKAGING (SQ. FT. PER PACK)	3.47 (LARGE), 2.1 (SMALL)
PACKAGING (PIECES PER PACK)	5 (LARGE), 5 (SMALL)

SILL-CHISELED²

DIMENSIONS (NOM. IN. ~ ACTUAL MM)	1-2/3"[H] [FRONT]/1-7/8"[H] [BACK] x 23-5/8"[L] (40.64MM [H] [FRONT]/47MM [H] [BACK] x 600MM [L])
THICKNESS (NOM. IN. ~ ACTUAL MM)	2-1/4" (57.15MM)
WEIGHT (LBS. PER LN. FT.)	3.5
COVERAGE (LN. FT. PER PIECE)	2
PACKAGING (LN. FT. PER PACK)	12
PACKAGING (PIECES PER PACK)	6

¹Our Sills are as functional as they are an attractive accent that can compliment any of our products.
²Sills are packaged with 14 installation clips.

VintageWood and EmpireBlock are leading a brand new industrial revolution

A fresh new take on vintage thinking

When your project calls for something more than the ordinary, consider VintageWood™ and EmpireBlock™. Both offer singularly unique looks and the performance strengths of fiber cement. EmpireBlock lets you infuse a touch of industrial chic to interiors and exteriors alike. VintageWood's warm colors can be interpreted as modern or vintage, depending on how you decide to use them. Both products install vertically or horizontally giving you even more design flexibility.



VINTAGEWOOD™



BARK



CEDAR

EMPIREBLOCK™



VINTAGEWOOD™* AND EMPIREBLOCK™*

DIMENSIONS (NOM. FT. ~ ACTUAL MM)	18" [H] x 10' [L] (455MM [H] x 3,030MM [L])
THICKNESS (NOM. IN. ~ ACTUAL MM)	5/8 (16MM)
WEIGHT (LBS. PER PANEL)	57.2
WEIGHT (LBS. PER SQ. FT.)	3.8
EXPOSED COVERAGE (SQ. FT. PER PANEL)	15
PACKAGING (PIECES PER PACK)	2 [30 SQ. FT.]

*Can be installed horizontal or vertical

The look of sandstone
is never out of reach

The grandeur of stone
is more attainable than you might think



Nichiha SandStone™ II, as thrifty as it is elegant

With its subtle color and deep texture, our SandStone™ II begs to be touched and examined more closely. Even after seeing it with their eyes and even touching it with their hands, your clients will wonder how you ever managed to stay on budget. We call that a trade secret.

SANDSTONE™ II



AUTUMN BROWN



DESERT BEIGE



GENTLE GRAY

SANDSTONE™ II

DIMENSIONS (NOM. FT. ~ ACTUAL MM)	18" [H] x 6' [L] (455MM [H] x 1,818MM [L])
THICKNESS (NOM. IN. ~ ACTUAL MM)	3/4 (18MM)
WEIGHT (LBS. PER PANEL)	41.8
WEIGHT (LBS. PER SQ. FT.)	4.6
EXPOSED COVERAGE (SQ. FT. PER PANEL)	9
PACKAGING (PIECES PER PACK)	2 [18 SQ. FT.]

All the things you love about brick

The look you want... without the cost,
without the hassle



VINTAGEBRICK™



ALEXANDRIA BUFF



WHITE WASH

VINTAGEBRICK™

DIMENSIONS (NOM. FT. ~ ACTUAL MM)	18" [H] x 6' [L] (455 MM x 1,818 MM)
THICKNESS (NOM. IN. ~ ACTUAL MM)	3/4" (18 MM)
WEIGHT (LBS. PER PANEL)	39.3
WEIGHT (LBS. PER SQ. FT.)	4.4
EXPOSED COVERAGE (SQ. FT. PER PANEL)	9
PACKAGING (PIECES PER PACK)	2 [18 SQ. FT.]

CANYONBRICK™



AMBER WHEAT



SHALE BROWN

CANYONBRICK™

DIMENSIONS (NOM. FT. ~ ACTUAL MM)	18" [H] x 6' [L] (455 MM [H] x 1,818 MM [L])
THICKNESS (NOM. IN. ~ ACTUAL MM)	5/8" (16 MM)
WEIGHT (LBS. PER PANEL)	32
WEIGHT (LBS. PER SQ. FT.)	3.6
EXPOSED COVERAGE (SQ. FT. PER PANEL)	9
PACKAGING (PIECES PER PACK)	2 [18 SQ. FT.]

PLYMOUTHBRICK™



CRIMSON

PLYMOUTHBRICK™

DIMENSIONS (NOM. FT. ~ ACTUAL MM)	18" [H] x 6' [L] (455 MM x 1,818 MM)
THICKNESS (NOM. IN. ~ ACTUAL MM)	5/8" (16 MM)
WEIGHT (LBS. PER PANEL)	39.3
WEIGHT (LBS. PER SQ. FT.)	4.4
EXPOSED COVERAGE (SQ. FT. PER PANEL)	9
PACKAGING (PIECES PER PACK)	2 [18 SQ. FT.]

Nichiha's brick panel products offer the look and timeless appeal of traditional brickwork

The slight variations in color, the stately good looks, even the grout lines; it's all there. And thanks to a proprietary multi-layered coating process the beauty of Nichiha is guaranteed to last. We did leave out two things: the tons of weight and the extra time required to see your project to completion... but we figured they wouldn't be missed.

Nichiha FieldStone and QuarryStone are rock solid solutions

The look of stone has never been this quick or affordable



FIELDSTONE™

DIMENSIONS (NOM. FT. ~ ACTUAL MM)	18" [H] x 6' [L] (455MM [H] x 1,818MM [L])
THICKNESS (NOM. IN. ~ ACTUAL MM)	5/8 (16MM)
WEIGHT (LBS. PER PANEL)	32
WEIGHT (LBS. PER SQ. FT.)	3.6
EXPOSED COVERAGE (SQ. FT. PER PANEL)	9
PACKAGING (PIECES PER PACK)	2 [18 SQ. FT.]

QUARRYSTONE™

DIMENSIONS (NOM. FT. ~ ACTUAL MM)	18" [H] x 6' [L] (455MM [H] x 1,818MM [L])
THICKNESS (NOM. IN. ~ ACTUAL MM)	5/8 (16MM)
WEIGHT (LBS. PER PANEL)	32
WEIGHT (LBS. PER SQ. FT.)	3.6
EXPOSED COVERAGE (SQ. FT. PER PANEL)	9
PACKAGING (PIECES PER PACK)	2 [18 SQ. FT.]

Nichiha's FieldStone™ and QuarryStone™ products are two economical time-saving solutions

Perfect for those situations when the look of tumbled stone, travertine or marble is desired. Covering 9 square feet per panel, both products go up in a fraction of the time required by a crew of masonry contractors. Both add a touch of stately elegance to whatever you're building. They're also perfect for retail settings, fireplace mantels and all kinds of interior environments.

FIELDSTONE™



BRONZE MIST



PEPPER SAND


QUARRYSTONE™



DESERT SLATE



GRAY MIST



SPECKLED BROWN

Don't sweat the small stuff...we already have

Nichiha's unique installation hardware and accessories ensure that taking your vision from the drawing board to reality is a cinch.



STARTER TRACK (10')

5MM	FA 100 B
10MM	N/A



CORRUGATED SHIM (4')

5MM	FS 1005
10MM	FS 1010



VERTICAL STARTER TRACK (6.6')

5MM	FA 300 T
-----	----------




SINGLE FLANGE SEALANT BACKER (6.5')

5MM	FHK 1110 R
10MM	FHK 1017 R



DOUBLE FLANGE SEALANT BACKER (10')

5MM	FH 1010 R
10MM	FH 1020 R



CORNERS

18"[H] X 3-1/2"[FACE] RETURNS



CORNER CLIP

PANEL THICKNESS	5/8"	3/4"
5MM	JE 550 C	JE 650 C
10MM	N/A	N/A



PANEL CLIP

PANEL THICKNESS	5/8"	3/4"
5MM	JE 550	JE 650
10MM	JE 710	JE 720CA



SHORT JOINT CLIP

PANEL THICKNESS	5/8"	3/4"
5MM	JEJ 555	JEJ 607
10MM	N/A	N/A



LONG JOINT CLIP

PANEL THICKNESS	5/8"	3/4"
5MM	JEL 551	JEL 651
10MM	JEL 552	JEL 652



HIGH-WIND-LOAD ALUMINUM CLIP
W/JOINT ATTACHMENT

PANEL THICKNESS	5/8"	3/4"
5MM	JES 301	JES 302
10MM	N/A	N/A



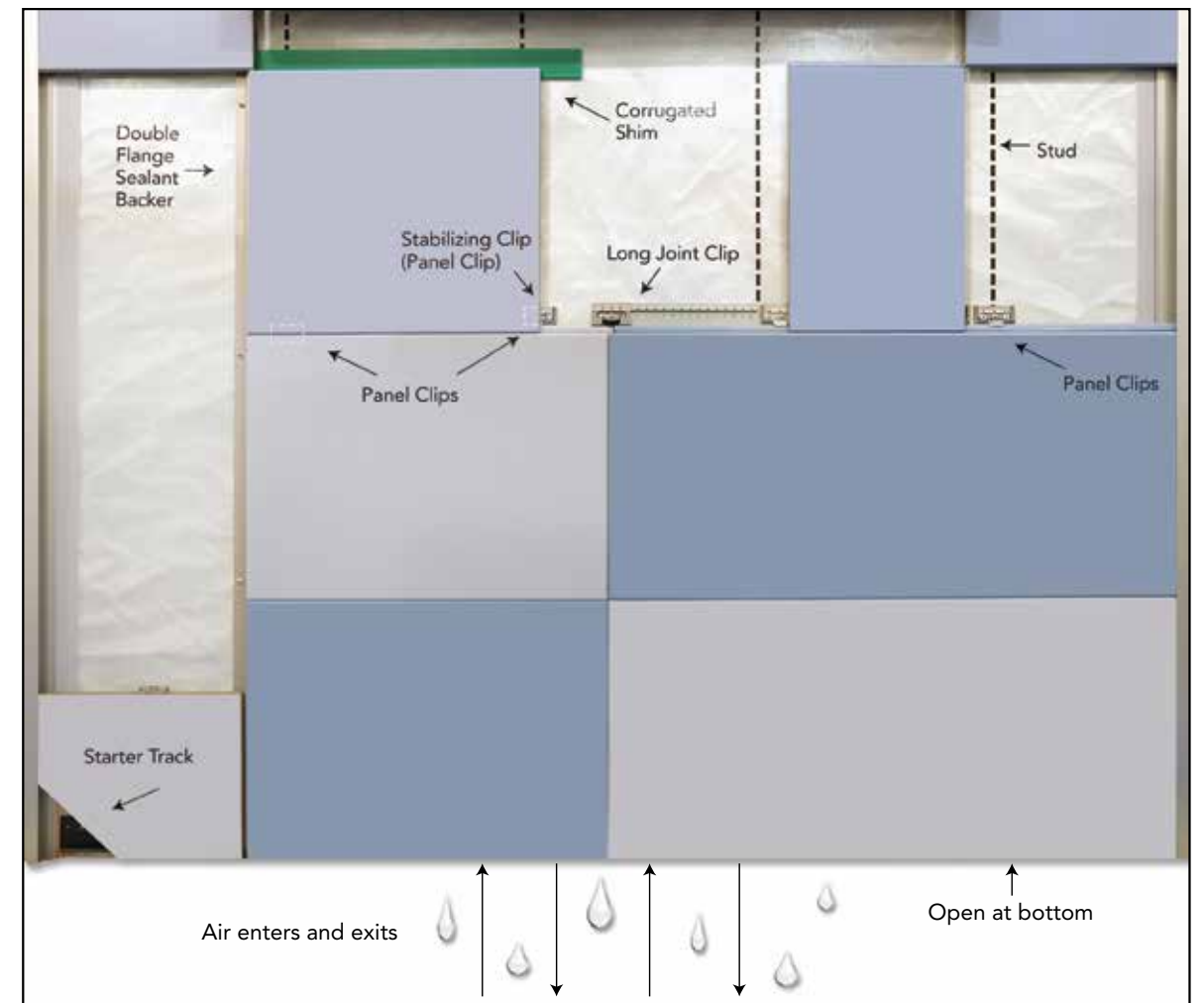
KURASTONE™ CLIP

5MM	JE 602
10MM	JE 720CA

A closer look at How it works

Quick and easy

A truly unique element of Nichiha Architectural Wall Panels is the clip installation system. This patented installation system reduces installed costs, as no special tools or specific trade labor are needed to complete installation. The clip system also creates a pocket of air between the panels and substrate, reducing the potential for moisture build-up. No exposed fasteners mean a clean, beautiful look for any application. As versatile as they are convenient, Nichiha panels can be installed on all of the most common substrates: Traditional wood framing - Concrete and masonry (CMU's) - Structural insulated panels (SIP's) and metal frame construction.



The Nichiha panel system installs 9 square feet at a time utilizing our patented clip system to provide an air gap between the panels and the substrate of up to 10mm. Panels are installed over a starter track and attached to framing with panel clips. A long joint clip is used at the top of all vertical joints, with a stabilizing clip (panel clip) at the bottom. The corrugated shims act as a vented spacer to maintain the air gap behind the panels any time the panel's shiplap must be cut, or when a clip cannot be used. The single and double-flange sealant backers take the place of traditional foam backers in areas where panels butt to trim, at expansion joints, windows, doors or inside corners. For more detailed installation instructions, please visit nichiha.com.

Completing the system just became easier...



Like the perfect accessory, Nichiha's customized Tamlyn trim can add the finishing touches to any project. It's not only simple and sleek; it's a cost-effective and time-efficient solution to finishing corners, windows and door trims. Choose from 5 trim profiles specifically designed for Nichiha's Architectural Wall Panels to create a durable yet handsome appearance.

Enhancing your project style doesn't mean you have to compromise on performance. Tamlyn's trim for Nichiha provides weather-resistant coatings so you can expect low maintenance and long-lasting beauty.

Whether you prefer the crisp look of clear anodized finish or color matching Illumination Series panels with your selected trim profiles... you're sure to make a statement. If color is your thing... we have you covered. Illumination Series Color Xpression System is available with all trim profiles. We make it a cinch to achieve the look you're after... all with the simple installation you desire.



CORNER KEY

DIMENSIONS (NOM. FT. ~ ACTUAL MM)	3" x 10' (76.2MM x 3,030MM)
WEIGHT (LBS. PER PIECE)	3.89
PACKAGING (LN. FT. PER PIECE)	50



OPEN OUTSIDE CORNER

DIMENSIONS (NOM. FT. ~ ACTUAL MM)	2.96" x 10' (75MM x 3,030MM)
WEIGHT (LBS. PER PIECE)	2.98
PACKAGING (LN. FT. PER PIECE)	50



H-MOLD

DIMENSIONS (NOM. FT. ~ ACTUAL MM)	2" x 10' (50.8MM x 3,030MM)
WEIGHT (LBS. PER PIECE)	2.42
PACKAGING (LN. FT. PER PIECE)	50



BEAD REVEAL

DIMENSIONS (NOM. FT. ~ ACTUAL MM)	.5" x 10' (12.7MM x 3,030MM)
WEIGHT (LBS. PER PIECE)	2.46
PACKAGING (LN. FT. PER PIECE)	50



J-MOLD

DIMENSIONS (NOM. FT. ~ ACTUAL MM)	.375" x 10' (9.5MM x 3,030MM)
WEIGHT (LBS. PER PIECE)	1.4
PACKAGING (LN. FT. PER PIECE)	50

Tamlyn's trim profiles are designed to install best with Nichiha's 10mm rainscreen clip system. However, the same appearance can be achieved with our 5mm clip system but requires additional installation procedures. For help using the 5mm clip system with Tamlyn's trim profiles, please contact your Nichiha Architectural Representative or our Technical Department at 1.866.424.4421.

Never underestimate the power of really good tools

Whether you're an architect, a builder or a contractor, Nichiha wants to see to it that you have all the information you need to make your project go as smoothly as possible. The way we see it, we're partners.

Our website offers a comprehensive collection of technical information, Architectural details, in depth specifications and everything you'll ever need to know about installing Nichiha products. We invite and encourage you to visit our website at nichiha.com.

And by all means, if you have a troublesome question or comment, our ears are always open. Call us at 1.866.424.4421 or visit us at nichiha.com.

NICHIHA WARRANTIES

- Illumination Series Panels – 50-year limited warranty* on panels, 15-year limited warranty* on finish.
- Nichiha Block, Stone, Brick, VintageWood™ and EmpireBlock™ Panels – 50-year limited warranty* on panels, 15-year limited warranty* on finish.
- KuraStone™ Panels – 50-year limited warranty* on panels, 10-year limited warranty* on finish.
- Metal Trim: TAMLYN warrants defective-free products for a period of 10 years for the original purchaser. Please visit tamlyn.com for detailed information on terms, conditions and limitations.

* See Nichiha warranties for detailed information on terms, conditions and limitations. Visit nichiha.com for easy downloadable warranties or call toll-free 1.866.424.4421 for a copy.

Nichiha MSDS is available at nichiha.com, at your local NICHIIHA dealer or call NICHIIHA direct, toll-free 1.866.424.4421.

Certification
& testing:



Report
No. EC-58



Report
No. FL12875



Report
No. 13083-R
No. 13205-R



Report
No. ESR-1694



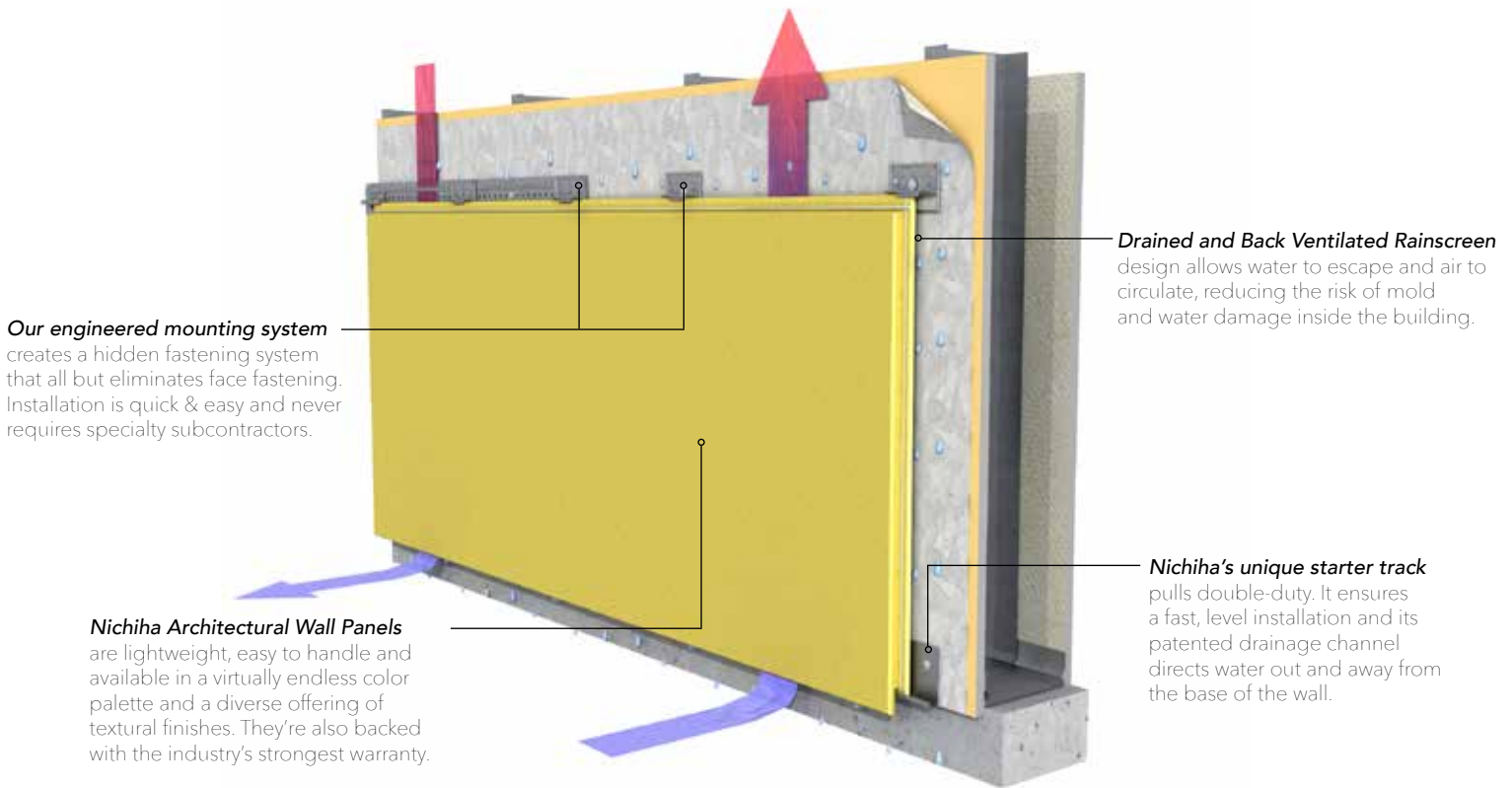
Silica Dust Warning: NICHIIHA products may contain some amounts of crystalline silica [a.k.a. sand, silicon dioxide], which is a naturally occurring mineral. The amount will vary from product to product. Inhalation of crystalline silica into the lungs and repeated exposure to silica can cause health disorders, such as silicosis, lung cancer, or death depending upon various factors. To be conservative, Nichiha recommends that whenever cutting, sawing, sanding, sniping or abrading the product, users observe the Safety Instructions above. For further information or questions, please consult the MSDS, your employer, or visit www.osha.gov/SLTC/silicacrystalline/index.html and www.cdc.gov/niosh/topics/silica. The MSDS for Nichiha products are available at www.nichiha.com, at your local Nichiha dealer or through Nichiha directly at 1.866.424.4421. FAILURE TO ADHERE TO OUR WARNINGS, MSDS, AND OTHER INSTRUCTION MAY LEAD TO SERIOUS PERSONAL INJURY OR DEATH.

ARCHITECTURALBLOCK, CANYONBRICK, EMPIREBLOCK, FIELDSTONE, KURASTONE, PLYMOUTHBRICK, QUARRYSTONE, SANDSTONE, THE POWER OF POSSIBILITIES, VINTAGEBRICK and VINTAGEWOOD are trademarks of Nichiha USA, Inc.



Giving you the power of possibilities™

Nobody sees the world quite like you do. Your sense of style and vision knows no bounds. Nichiha fiber cement cladding products are a perfect match. Because we believe the potential for fiber cement is virtually limitless as well. And we're proving it everyday. Our ever-expanding offering of textures and finishes takes buildings of all kinds to new and unexpected places. Nobody delivers the high performance of fiber cement like Nichiha. If you're planning on building or remodeling just about anything... we're confident that our wide range of product options will help you unleash a world of opportunities. We invite you to explore the power of possibilities.



Get the inside story...

learn more at nichiha.com/insidestory



AIA Credit:
1 LU/HSW Hour

Scan this QR code or visit www.nichiha.com/lunchandlearn for more information on Nichiha's CEU rainscreen course.



the power of possibilities™